

Equitable Adaptation: Collaborating for Resilience



**LOCAL SOLUTIONS: EASTERN REGIONAL
CLIMATE CHANGE PREPAREDNESS
CONFERENCE
BALTIMORE, MD**

Sarika Tandon, Center for Whole Communities
April 4, 2016




CENTER
FOR **WHOLE**
COMMUNITIES

Program Director at Center for Whole Communities

Masters' Research:

Race, Vulnerability and Differential Impacts, Prioritizing Social Justice in Climate Adaptation

Resilient Vermont- Multistakeholder adaptation planning with Institute for Sustainable Communities



Why Equitable Adaptation?



- Different populations are impacted by climate change differently (**disproportionate/differential impacts**)
- If we don't pay attention to this, we run a risk of exacerbating or perpetuating disproportionate impacts and inequality through adaptation efforts
- We can use these processes to be transformative and build social cohesion, community resilience AND climate resilience

Factors Affecting Climate Vulnerability



- Access to air conditioning
- Education level
- Place of birth
- Impervious areas
- Residents in institutions
- Limited English households
- Vehicle free households
- Renter-occupied housing
- Age (Over 65 and living alone)
- Tree canopy cover
- Under age 18
- Unemployment
- Outdoor employment
- Pregnancy
- Food Access
- Race/Ethnicity
- Poverty

Disproportionate Impacts

These are some factors affect how climate impacts hit many communities of color and communities facing poverty harder.

Public Health

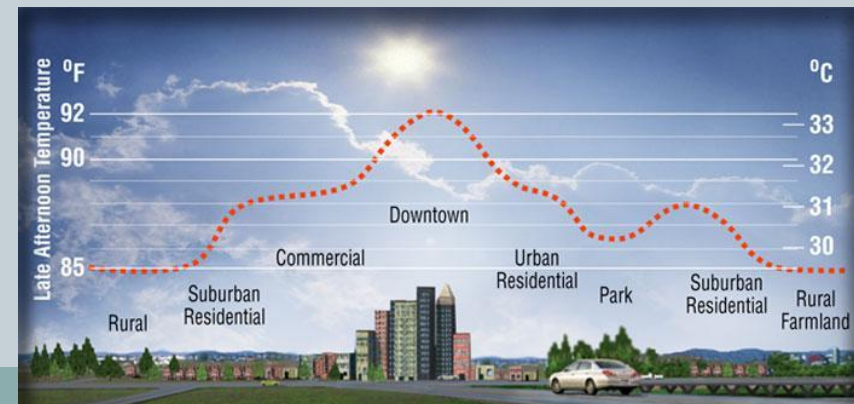
- Lower access to health care
- Higher pollution exposure- (asthma and respiratory disease)

Economic Access

- rate of car ownership
(ability to evacuate/ get to cooling centers)
- insurance coverage
(ability to bounce back)

Geography

- living in urban areas
(heat island effect/lack of tree cover)

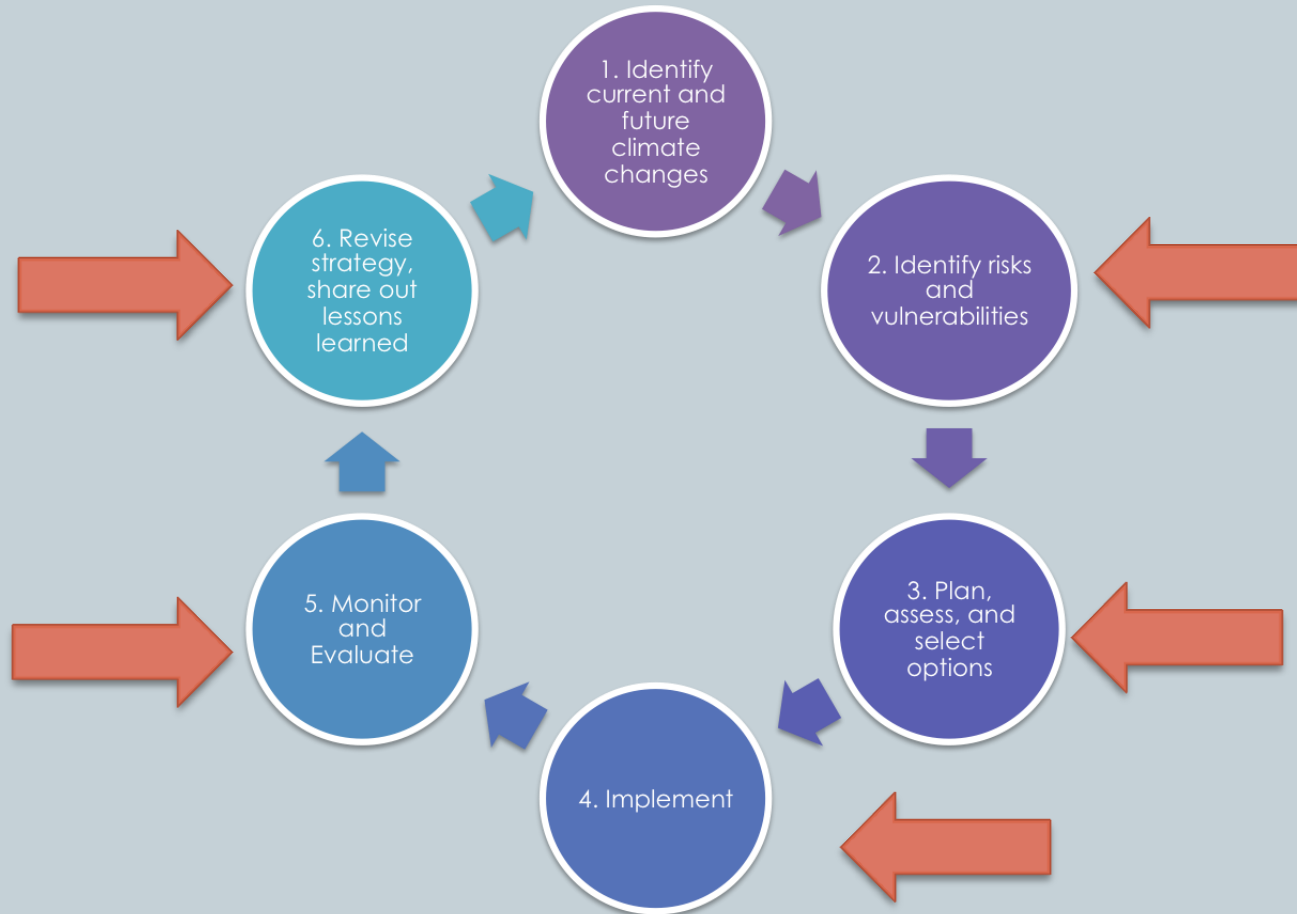


Discrimination against minority groups, both in disaster planning and in society can multiply the effects of an actual disaster on minority groups”



Quote credit: World Disaster Report on Discrimination: International Federation of Red Cross and Red Crescent Societies 2007, 18)

Climate Change Adaptation



Barriers to Addressing Equity Considerations

- Complexity of adaption work
- Limited capacity (time, skills, funding)
- Cultural differences, privilege, implicit bias



Strategies for Equitable Climate Change Adaptation



Support Social Cohesion



“a cohesive society works towards the well-being of all its members, fights exclusion and marginalization, creates a sense of belonging, promotes trust, and offers its members the opportunity of an upward social mobility”

the ‘Soft infrastructure’ of climate resilience



“Socially cohesive communities in which people are engaged in social or civic events **enjoyed increased resilience against extreme weather events**”

Develop Inclusive, Participatory Adaptation Processes

- Partner with frontline communities and community-based organizations in the adaptation process
- Emphasize local decision-making, foster authentic public participation
- Integrate local knowledge (e.g. Pacific Institute in Oakland)
- Develop trust between climate resilience planners and vulnerable/ low-income communities

COLLABORATE
INTERACT
PARTICIPATE

Partner with Community-Based Organizations

- **Tap into community-based expertise in climate resilience planning**
- **CBO's in cities are engaging the leadership and wisdom of the communities most impacted by climate change to develop climate resilience solutions in partnership with community members (particularly through collaborative economic structures)**

E.g. (transit-oriented development, co-housing, permaculture design to support green infrastructure, urban gardening cooperatives, worker-led local green businesses, partnerships with land trust to increase community stability,

community choice energy, etc.
(Credit: Rosa Gonzalez, Facilitating Power)

Make Equity a Central Goal



.....And Measure Equity related impacts!

- Develop equity related performance targets
- Measure indicators related to equity

“We measure what we value and we value what we measure”

Develop Accountability through a Governance Structure

e.g. RhodeMAP RI convened a Social Equity Advisory Committee that was charged with:

- ✦ Designing a diverse and inclusive process
- ✦ Reviewing the development of all goals, strategies and polices to ensure that the plans widen opportunities for all and reduce disparities.




Build Capacity to Work Across Differences

Anti-bias and anti-racism training for individuals and organizations working on adaptation including: government and municipal agencies, disaster management and response groups, nonprofits, and private organizations.

- Individual: confront implicit bias, develop cultural competency
- Organizational: develop organizational cultures that are diverse, inclusive, and responsive

Example: City of Seattle RSJI has trained 8,000 municipal employees




Frameworks: Whole Measures



- And equity-centered planning, evaluation and community engagement framework
- Creates measures of success around equity related goals, and also offers participatory process for getting there
- From Center for Whole Communities, Whole Measures for Urban Conservation (to be released soon)

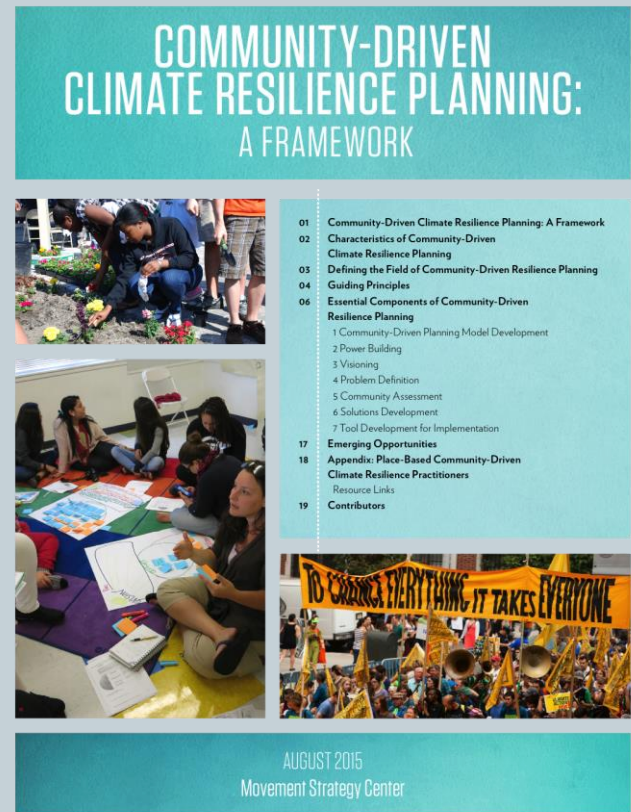
www.wholecommunities.org



Frameworks: Community-Driven Climate Resilience Planning

- A framework that advocates for deepening democratic practices at the local and regional levels
- Puts forth the principles and practices defining Community Driven-CRP
- Outlines resources for community-based institutions implementing community-driven planning processes.
- From the Movement Strategy Center, to be released soon

www.movementstrategy.org



Thank you and keep in touch!



Sarika Tandon, Whole Measures Program Director

Center for Whole Communities

sarika@wholecommunities.org

